



## Save Our Shade

### A Guide to Tree Care in a Dry Climate

- ✿ Tree roots can spread out 2 to 3 times the height of the tree. Water should be applied at the drip line (where the branches end) when possible
- ✿ Water deeply and slowly to moisten the soil to a depth of 12 inches
- ✿ Apply water to many locations around the drip line

- ✿ Apply water regularly during peak summer months (**June, July, and August**) in order to minimize or avoid stress
- ✿ Apply between 5 and 10 gallons of water for every one-inch of trunk diameter, measured about knee high. Actual amounts vary with tree species
- ✿ Water newly planted trees twice a week
- ✿ Water small trees (1 to 3 inches in diameter) once a week
- ✿ Water medium trees (4 to 8 inches in diameter) every 10 days
- ✿ Water large trees (10+ inches in diameter) twice a month

### Notes

- ✿ In cooler weather, water the same amount but increase the number of days between watering
- ✿ The quantity of water will vary with type of tree or shrub, age, and location in your garden. Trees exposed to wind or surrounded by concrete may require more water than trees surrounded by mulch or other plants.



## Want to learn more?

Would you like to learn more about how to maintain healthy, water-wise trees or create a water-wise landscape? Visit our website at [www.slcsaveh2o.com](http://www.slcsaveh2o.com) for more tips.

## New on our Webpage!

SLC TV17 **Garden Wise** is now available for viewing. **Garden Wise** is a TV program on how to save water in the garden.


*Always use water wisely.*



Salt Lake City  
Department of Public Utilities

1530 South West Temple  
Salt Lake City Utah 84115  
801.483.6900  
[www.slcsaveh2o.com](http://www.slcsaveh2o.com)

Salt Lake City  
Department of Public Utilities




## Relief For Summer Landscapes

## Summer Care for Perennials

Water perennials at the drip line, away from the base, to prevent crown rot.

- ✿ Over-head watering encourages leaf spot and other leaf diseases
- ✿ Water deeply and slowly to moisten soil to a depth of 12 inches
- ✿ Newly planted perennials ought to be checked daily, but will typically need water once every 3 to 4 days for the first few weeks
- ✿ Water needs for established perennials will vary with variety, from once a week to once a month



## Summer Care for Shrubs

Water shrubs at the drip line, away from the base, to prevent crown rot.


- 💧 Water deeply and slowly to moisten the soil to a depth of 12 inches
- 💧 Apply about 5 gallons of water per foot of plant height each application
- 💧 Apply water regularly during peak summer months (June, July, and August) in order to minimize or avoid stress
- 💧 Water newly planted shrubs twice per week
- 💧 Water established shrubs every 2 to 3 weeks

**Note:** in cooler weather, water the same amount but increase the number of days between watering

## Summer Care for Lawns

Only water the lawn when needed; to determine if the soil is moist, plunge a six-inch screw driver into the soil; if you can push it in, the soil is moist.

- 🌿 During the heat of the summer, your lawn only needs to be watered about twice a week
- 🌿 Break up your watering into several shorter cycles throughout the night; more water will penetrate the soil and less will run off
- 🌿 Cool-season grasses such as Bluegrass may go dormant during the hottest part of the summer. The grass may look golden but will green up as temperature drop — Dormancy is a natural cycle in the life of grass



## Tips for all Garden Plants

- ◆ Mulch out to the drip line of plant using bark or compost to a depth of 3-4 inches
- ◆ Keep the mulch about 4 inches away from the base of trees and shrubs
- ◆ Desert plants prefer a gravel mulch
- ◆ Water applied to trees, shrubs, and perennials should be applied at a slower rate than water for grass
- ◆ Over-watering is just as unhealthy as underwatering because it encourages:
  - ✓ Weeds
  - ✓ Shallow roots
  - ✓ Disease and fungus
  - ✓ Water waste from run-off
- ◆ Check plants for heat-stress in the morning. Drooping leaves in the evening is frequently a survival technique, but limp leaves in the morning is a sign the plant needs water!

## Flower garden looking faded and drab?

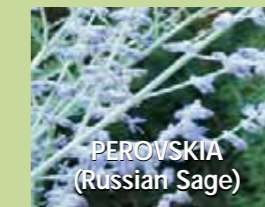
Try a few of these summer showoffs



AGASTACHE  
(Licorice Mint)



GAURA  
(Whirling Butterflies)



PEROVSKIA  
(Russian Sage)



ZAUSCHNERIA  
(Hummingbird Plant)